

ANOTHER WAVERLEY RENEWAL PROJECT



Clarke Reserve Improvements

Waverley Council are planning to improve the safety and play experience in Clarke Reserve. Before we do this, we would like to hear from you to ensure that we make improvements that you want and need.

Why is Council looking to improve Clarke Reserve?


In response to the Clarke Reserve Council motion passed in July 2018 it was decided that Council is required to develop a landscape plan, and consult with the community on the proposed improvements to the reserve.


The changes required by Council include:

- Install additional planting, edging and the supply and installation of a garden barrier around the section of playground fronting pedestrian footpaths
- Install a new children's slippery dip incorporated into an expanded playground area.
- Re-locate the existing plantings from sections of the area overlooking the ocean adjacent to the coastal fencing on the western side, and remove the larger trees that have grown alongside.
- Install permanent signage, that identifies Clarke Reserve as a 24/7 dog on-leash area, and that dogs are prohibited from being within 10 metres of any play equipment.



- ① Existing garden bed to be retained.
- ② New Turf Area.
- ③ New garden bed with re-located planting.
- ④ New Park Sign identifying Clarke Reserve as 24/7 dog on-leash area and dogs prohibited within 10m of play equipment.
- ⑤ New garden bed and barrier fence.
- ⑥ New slide and rubber softfall surface.
- ⑦ Existing play equipment, nature play elements and rubber softfall surface to be retained.

 Outline of existing garden to be removed. Plants to be transplanted to new garden beds.

 Pedestrian access throughout duration of works



For more information about the project, please visit our website haveyoursay.waverley.com.au or call Bianca Simpson, Waverley Council's Open Space Planning Manager, on 02 9083 8669

“ HAVE YOUR SAY ”
Saturday 6 October 9am - 12pm
At Clarke Reserve Playground

ANOTHER WAVERLEY RENEWAL PROJECT



Clarke Reserve Playground Improvements




Playground slide



Waverley Council Park Signs



Garden barrier fence



Indicative tree & shrub species



Indicative plant species



Indicative plant species



- ① New garden barrier fence
- ② New gardenbeds
- ③ New slide and rubber softfall surface.
- ④ Existing garden bed to be re-vitalised with new planting.
- ⑤ New Park Sign. Sign to identify Clarke Reserve as 24/7 dog on-leash area.
- ⑥ New trees such as *Leptospermum-laevigatum* (Coastal Tea Tree).
- ⑦ Existing tree to be retained
- ⑧ Relocated Banksia Trees
- ⑨ Existing play equipment, nature play elements and rubber softfall surface to be retained.
- ⑩ Existing seat to be retained
- ⑪ Relocated bin location
- ↔ Pedestrian access throughout duration of works



For more information about the project, please visit our website haveyoursay.waverley.com.au or call Bianca Simpson, Waverley Council's Open Space Planning Manager, on 02 9083 8669

“ HAVE YOUR SAY ”
Saturday 6 October 9am - 12pm
At Clarke Reserve Playground