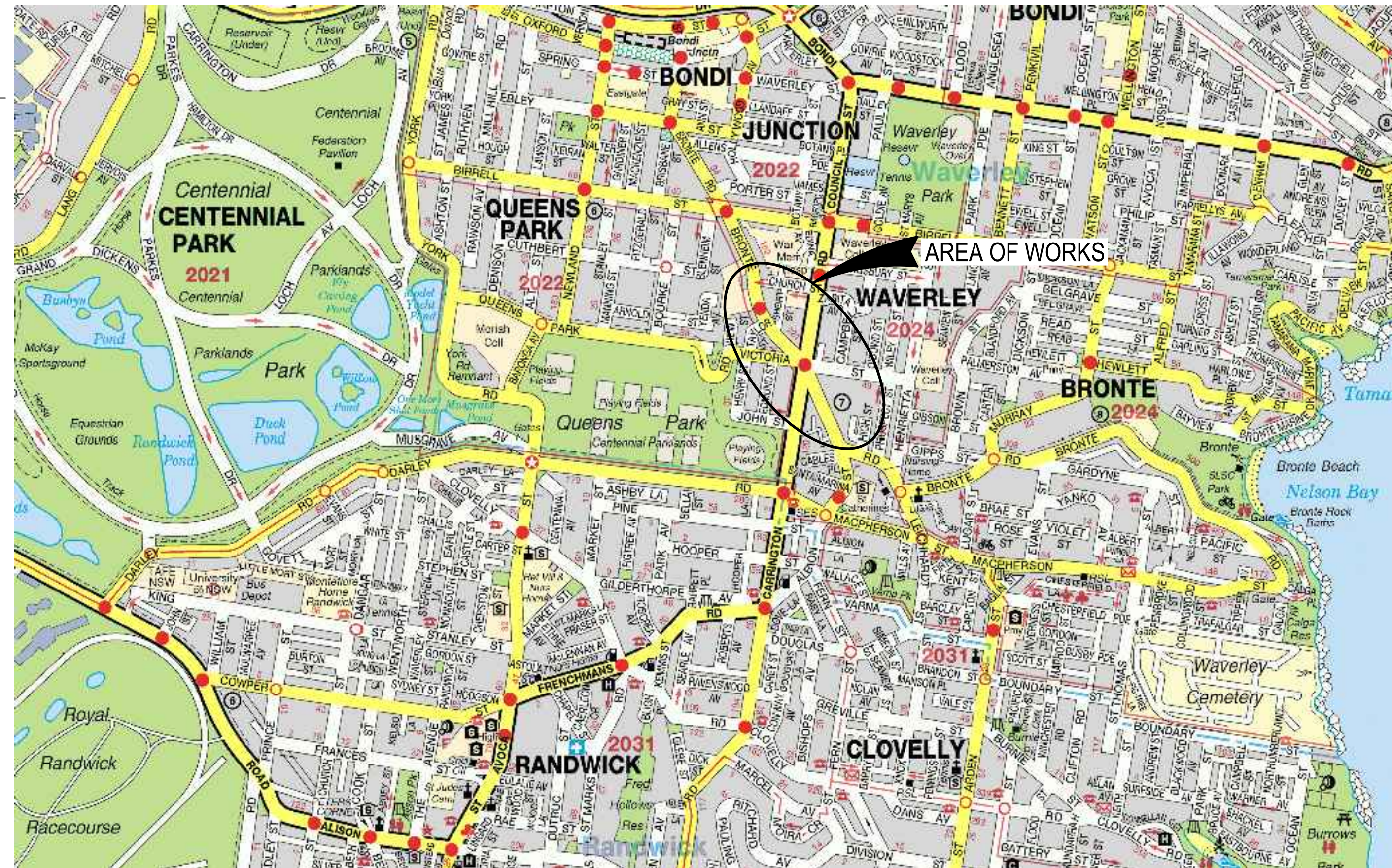
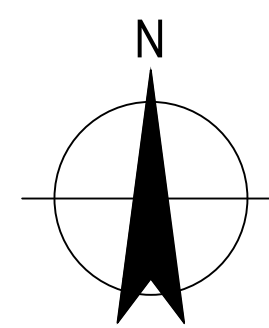


WAVERLEY COUNCIL

CHARING CROSS STREETSCAPE UPGRADE

12521936



LOCALITY PLAN
NTS

PRELIMINARY

G	CONCEPT DESIGN				FG	GdS	LA	14.04.21	 Level 15, 133 Castlereagh Street, Sydney NSW 2000 Australia T 61 2 9238 7100 F 61 2 9239 7199 E sydmail@ghd.com W www.ghd.com	 WAVERLEY COUNCIL	DO NOT SCALE			Drawn	N. ALCARAZ	Designer	G. de SWARDT	Client WAVERLEY COUNCIL Project CHARING CROSS STREETSCAPE UPGRADE Title COVER SHEET, DRAWING LIST AND LOCALITY PLAN
F	CONCEPT DESIGN				FG	GdS	LA	08.04.21			GHD Pty Ltd Conditions of Use. This document may only be used by GHD's client (and any other person who GHD has agreed can use this document) for the purpose for which it was prepared and must not be used by any other person or for any other purpose.	Drafting Check	S. PATTESON	Design Check	A. RAHMAN			
E	CONCEPT DESIGN				FG	GdS	LA	01.04.21			Approved (Project Director) Date							
D	CONCEPT DESIGN				FG	GdS	LA	24.03.21			Scale	NOT TO SCALE	This Drawing must not be used for Construction unless signed as Approved					
C	CONCEPT DESIGN				NA	GdS	LA	05.03.21										
No	Revision	Note: * indicates signatures on original issue of drawing or last revision of drawing				Drawn	Job Manager	Project Director	Date	Original Size A1								
											Drawing No: 12521936-G001			Rev: G				

Original Size
A1 Drawing No: **12521936-G001**

Rev: **G**

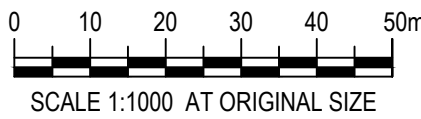


- LEGEND:**
- EXTENT OF WORK
 - EXISTING CONCRETE PAVEMENT
 - NEW ASPHALT RESHEET
 - NEW PAVERS
 - STREET TREE
 - FEATURE TREE
 - GARDEN BED

GENERAL ARRANGEMENT PLAN
SCALE 1:1000

PRELIMINARY

G	CONCEPT DESIGN	FG	GdS	LA	14.04.21
F	CONCEPT DESIGN	FG	GdS	LA	08.04.21
E	CONCEPT DESIGN	FG	GdS	LA	01.04.21
D	CONCEPT DESIGN	FG	GdS	LA	24.03.21
C	CONCEPT DESIGN	NA	GdS	LA	05.03.21
No	Revision	Note: * indicates signatures on original issue of drawing or last revision of drawing			
		Drawn	Job Manager	Project Director	Date



Level 15, 133 Castlereagh Street, Sydney NSW 2000 Australia
T 61 2 9238 7100 F 61 2 9239 7199
E sydmail@ghd.com W www.ghd.com

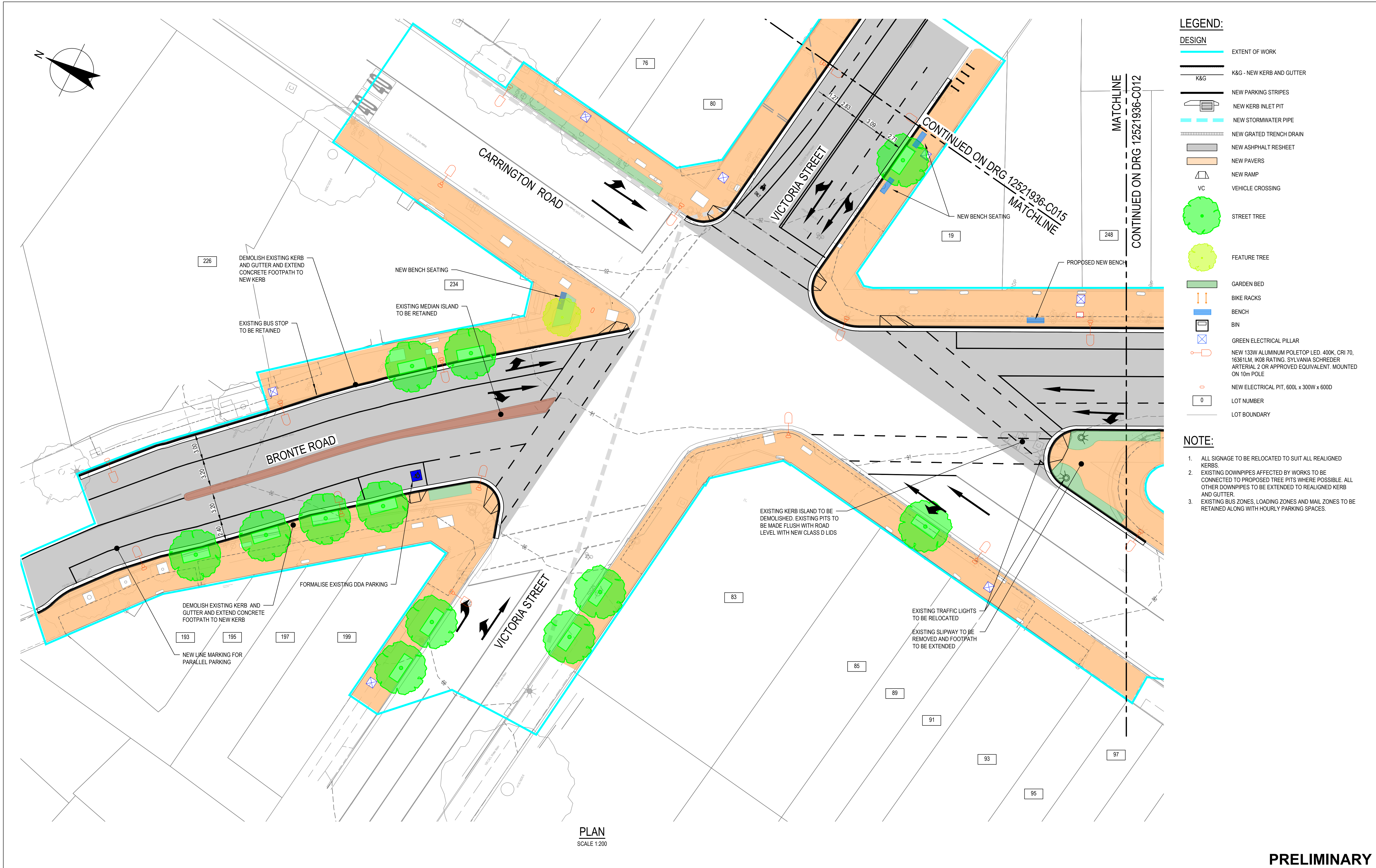


DO NOT SCALE
GHD Pty Ltd
Conditions of Use.
This document may only be used by GHD's client (and any other person who GHD has agreed can use this document) for the purpose for which it was prepared and must not be used by any other person or for any other purpose.

Drawn	N. ALCARAZ	Designer	G. de SWARDT
Drafting Check	S. PATTESON	Design Check	A. RAHMAN
Approved (Project Director)	Date	Scale	1:1000
		This Drawing must not be used for Construction unless signed as Approved	

Client	WAVERLEY COUNCIL		
Project	CHARING CROSS STREETScape UPGRADE		
Title	GENERAL ARRANGEMENT PLAN		
Original Size	A1	Drawing No:	12521936-C001

Rev: G



G CONCEPT DESIGN					FG	GdS	LA	14.04.21
F CONCEPT DESIGN					FG	GdS	LA	08.04.21
E CONCEPT DESIGN					FG	GdS	LA	01.04.21
D CONCEPT DESIGN					FG	GdS	LA	24.03.21
C CONCEPT DESIGN					NA	GdS	LA	05.03.21
No	Revision	Note: * indicates signatures on original issue of drawing or last revision of drawing			Drawn	Job Manager	Project Director	Date

0246810m

SCALE 1:200 AT ORIGINAL SIZE

Level 15, 133 Castlereagh Street, Sydney NSW 2000 Australia

T 61 2 9239 7100 F 61 2 9239 7199

E sydmall@ghd.com W www.ghd.com

Waverley Council

DO NOT SCALE

GHDPty Ltd

Conditions of Use.

This document may only be used by

GHDP's client (and any other person who

GHDP has agreed can use this document)

for the purpose for which it was prepared

and must not be used by any other

person or for any other purpose.

Drawn

N. ALCARAZ

Designer

G. de SWARDT

Drafting

S. PATTESON

Design

A. RAHMAN

Approved

(Project Director)

Date

Scale

1:200

This Drawing must not be

used for Construction unless

signed as Approved

Client

Project

Title

Original Size

A1

Drawing No:

12521936-C011

Rev:

G

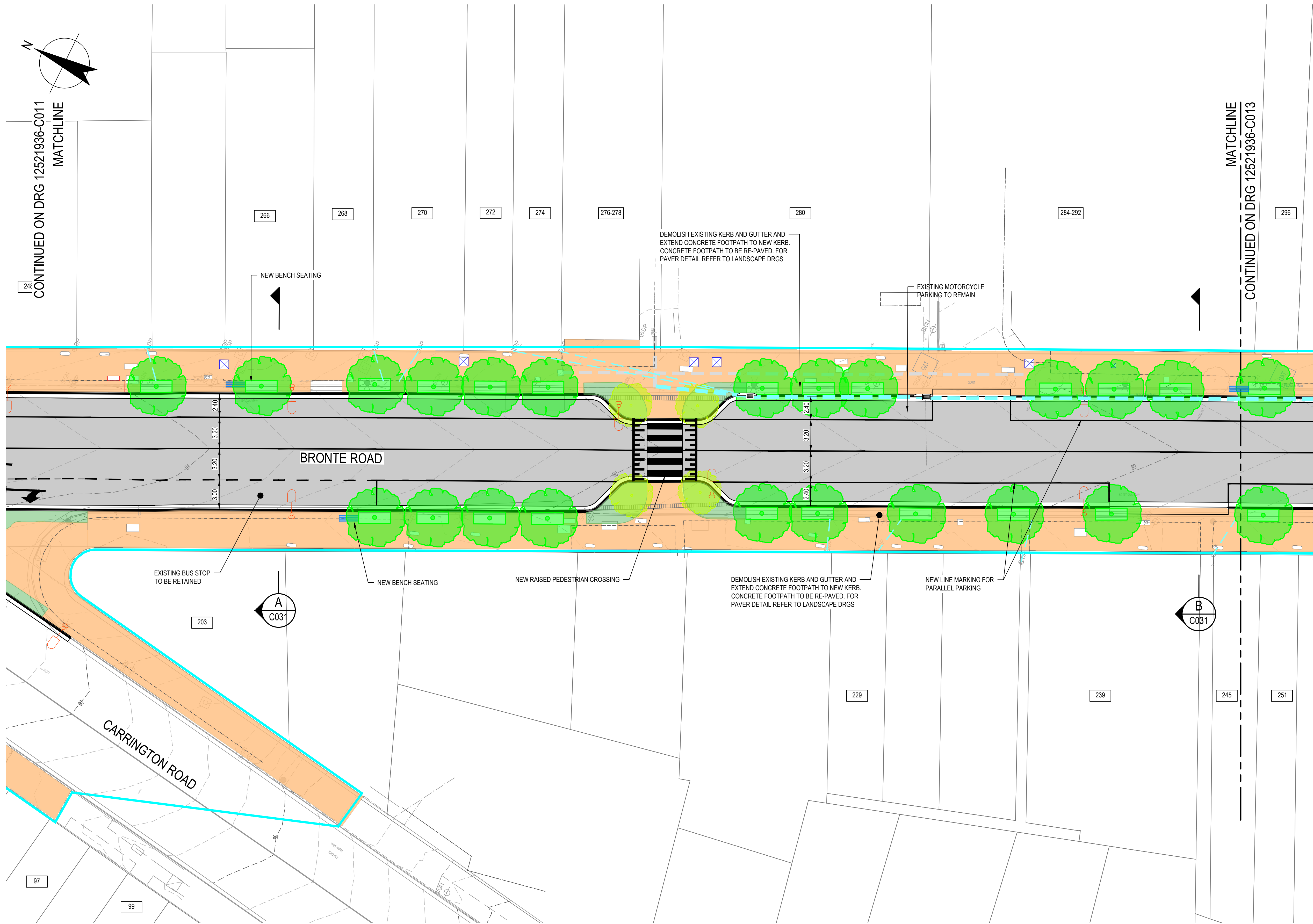
WAVERLEY COUNCIL

CHARING CROSS STREETScape UPGRADE

SITE PLAN

SHEET 1 OF 5

Plot Date: 14 April 2021 - 1:10 PM Plotted by: Fraser Goulding Cad File No: G:\21\12521936\CADD\Drawings\12521936-C011_C015.dwg



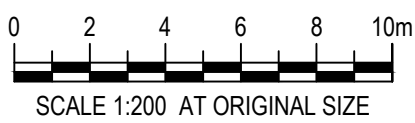
LEGEND:

DESIGN

- EXTENT OF WORK
- K&G - NEW KERB AND GUTTER
- NEW PARKING STRIPES
- NEW KERB INLET PIT
- NEW STORMWATER PIPE
- NEW GRATED TRENCH DRAIN
- NEW ASPHALT RESHEET
- NEW PAVERS
- NEW RAMP
- VEHICLE CROSSING
- STREET TREE
- FEATURE TREE
- GARDEN BED
- BIKE RACKS
- BENCH
- BIN
- GREEN ELECTRICAL PILLAR
- NEW 133W ALUMINUM POLE/TOPO LED, 400K, CRI 70, 16361LM, IK08 RATING, SYLVANIA SCHREDER ARTERIAL 2 OR APPROVED EQUIVALENT, MOUNTED ON 10m POLE
- NEW ELECTRICAL PIT, 600L x 300W x 600D
- LOT NUMBER
- LOT BOUNDARY

- NOTE:**
- ALL SIGNAGE TO BE RELOCATED TO SUIT ALL REALIGNED KERBS.
 - EXISTING DOWNPIPES AFFECTED BY WORKS TO BE CONNECTED TO PROPOSED TREE PITS WHERE POSSIBLE. ALL OTHER DOWNPIPES TO BE EXTENDED TO REALIGNED KERB AND GUTTER.
 - EXISTING BUS ZONES, LOADING ZONES AND MAIL ZONES TO BE RETAINED ALONG WITH HOURLY PARKING SPACES.

PLAN
SCALE 1:200



G	CONCEPT DESIGN		FG	GdS	LA	14.04.21
F	CONCEPT DESIGN		FG	GdS	LA	08.04.21
E	CONCEPT DESIGN		FG	GdS	LA	01.04.21
D	CONCEPT DESIGN		FG	GdS	LA	24.03.21
C	CONCEPT DESIGN		NA	GdS	LA	05.03.21
No	Revision	Note: * indicates signatures on original issue of drawing or last revision of drawing	Drawn	Job Manager	Project Director	Date



Level 15, 133 Castlereagh Street, Sydney NSW 2000 Australia
T 61 2 9239 7100 F 61 2 9239 7199
E sydmail@ghd.com W www.ghd.com

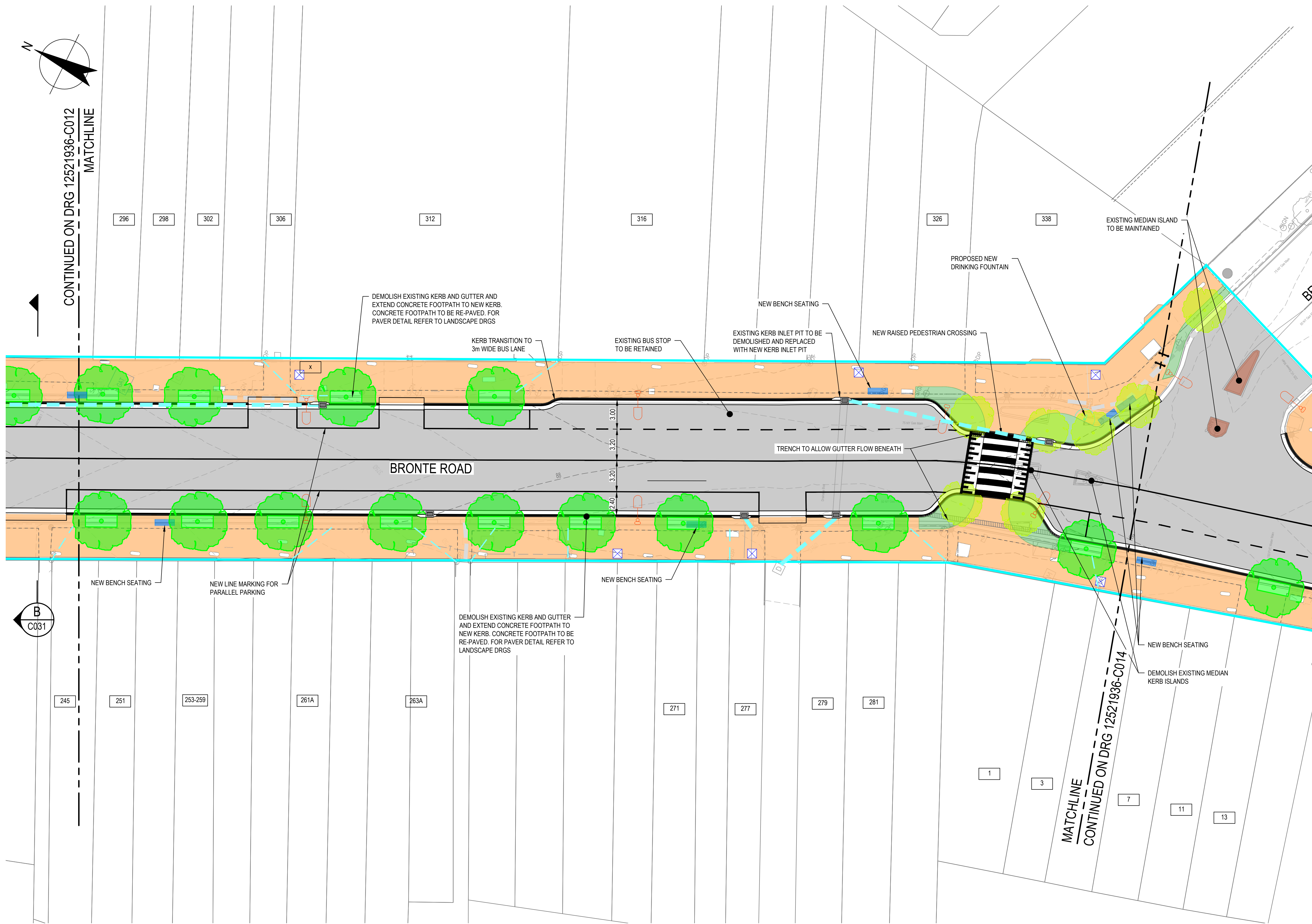


DO NOT SCALE
Conditions of Use.
This document may only be used by GHD's client (and any other person who GHD has agreed can use this document) for the purpose for which it was prepared and must not be used by any other person or for any other purpose.

Drawn	N. ALCARAZ	Designer	G. de SWARDT
Drafting Check	S. PATTESON	Design Check	A. RAHMAN
Approved (Project Director)	Date	Scale	1:200
This Drawing must not be used for Construction unless signed as Approved			

PRELIMINARY

Client **WAVERLEY COUNCIL**
Project **CHARING CROSS STREETScape UPGRADE**
Title **SITE PLAN SHEET 2 OF 5**
Original Size **A1** Drawing No: **12521936-C012** Rev: **G**



LEGEND:

DESIGN

- EXTENT OF WORK
- K&G - NEW KERB AND GUTTER
- NEW PARKING STRIPES
- NEW KERB INLET PIT
- NEW STORMWATER PIPE
- NEW GRATED TRENCH DRAIN
- NEW ASPHALT RESHEET
- NEW PAVERS
- NEW RAMP
- VEHICLE CROSSING
- STREET TREE
- FEATURE TREE
- GARDEN BED
- BIKE RACKS
- BENCH
- BIN
- GREEN ELECTRICAL PILLAR
- NEW 133W ALUMINUM POLE/OP LED, 400K, CRI 70, 16361LM, IK08 RATING, SYLVANIA SCHREDDER ARTERIAL 2 OR APPROVED EQUIVALENT, MOUNTED ON 10m POLE
- NEW ELECTRICAL PIT, 600L x 300W x 600D
- LOT NUMBER
- LOT BOUNDARY

- NOTE:**
- ALL SIGNAGE TO BE RELOCATED TO SUIT ALL REALIGNED KERBS.
 - EXISTING DOWNPIPES AFFECTED BY WORKS TO BE CONNECTED TO PROPOSED TREE PITS WHERE POSSIBLE. ALL OTHER DOWNPIPES TO BE EXTENDED TO REALIGNED KERB AND GUTTER.
 - EXISTING BUS ZONES, LOADING ZONES AND MAIL ZONES TO BE RETAINED ALONG WITH HOURLY PARKING SPACES.

PLAN
SCALE 1:200



G	CONCEPT DESIGN		FG	GdS	LA	14.04.21
F	CONCEPT DESIGN		FG	GdS	LA	08.04.21
E	CONCEPT DESIGN		FG	GdS	LA	01.04.21
D	CONCEPT DESIGN		FG	GdS	LA	24.03.21
C	CONCEPT DESIGN		NA	GdS	LA	05.03.21
No	Revision	Note: * indicates signatures on original issue of drawing or last revision of drawing	Drawn	Job Manager	Project Director	Date



Level 15, 133 Castlereagh Street, Sydney NSW 2000 Australia
T 61 2 9239 7100 F 61 2 9239 7199
E sydmail@ghd.com W www.ghd.com



DO NOT SCALE

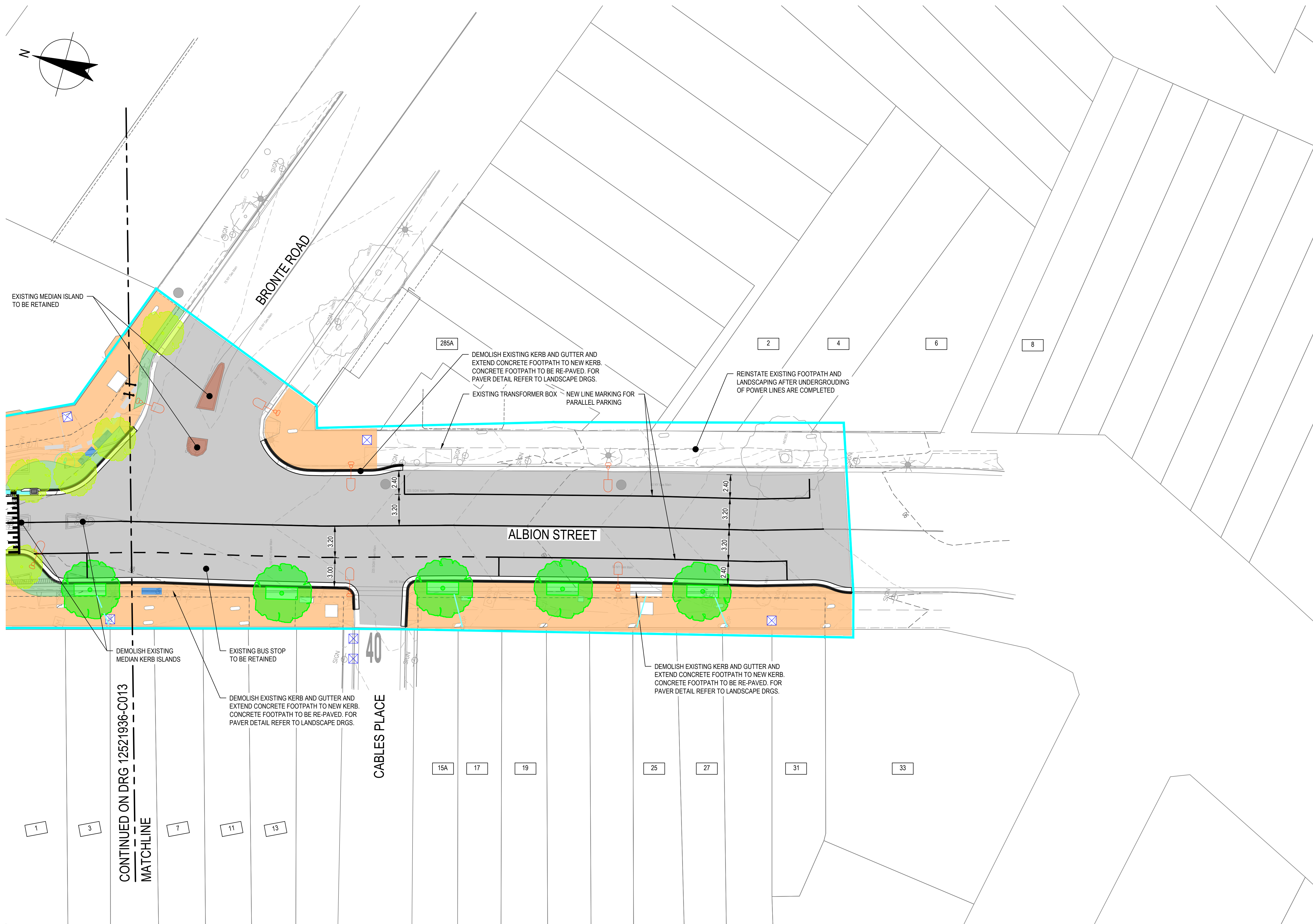
GHD Pty Ltd
Conditions of Use.
This document may only be used by GHD's client (and any other person who GHD has agreed can use this document) for the purpose for which it was prepared and must not be used by any other person or for any other purpose.

Drawn	N. ALCARAZ	Designer	G. de SWARDT
Drafting Check	S. PATTESON	Design Check	A. RAHMAN
Approved (Project Director)	Date		
Scale	1:200	This Drawing must not be used for Construction unless signed as Approved	

Client **WAVERLEY COUNCIL**
Project **CHARING CROSS STREETScape UPGRADE**
Title **SITE PLAN SHEET 3 OF 5**

Original Size **A1** Drawing No: **12521936-C013**

Rev: **G**



LEGEND:

DESIGN

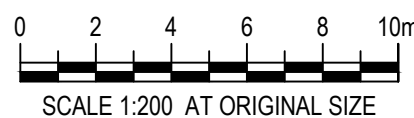
- EXTENT OF WORK
- K&G - NEW KERB AND GUTTER
- NEW PARKING STRIPES
- NEW KERB INLET PIT
- NEW STORMWATER PIPE
- NEW GRATED TRENCH DRAIN
- NEW ASPHALT RESHEET
- NEW PAVERS
- NEW RAMP
- VEHICLE CROSSING
- STREET TREE
- FEATURE TREE
- GARDEN BED
- BIKE RACKS
- BENCH
- BIN
- GREEN ELECTRICAL PILLAR
- NEW 13W ALUMINUM POLETOP LED, 400K, CRI 70, 16361LM, IK08 RATING, SYLVANIA SCHREDER ARTERIAL 2 OR APPROVED EQUIVALENT, MOUNTED ON 10m POLE
- NEW ELECTRICAL PIT, 600L x 300W x 600D
- LOT NUMBER
- LOT BOUNDARY

- NOTE:**
- ALL SIGNAGE TO BE RELOCATED TO SUIT ALL REALIGNED KERBS.
 - EXISTING DOWNPIPES AFFECTED BY WORKS TO BE CONNECTED TO PROPOSED TREE PITS WHERE POSSIBLE. ALL OTHER DOWNPIPES TO BE EXTENDED TO REALIGNED KERB AND GUTTER.
 - EXISTING BUS ZONES, LOADING ZONES AND MAIL ZONES TO BE RETAINED ALONG WITH HOURLY PARKING SPACES.

PLAN
SCALE 1:200

PRELIMINARY

G	CONCEPT DESIGN		FG	GdS	LA	14.04.21
F	CONCEPT DESIGN		FG	GdS	LA	08.04.21
E	CONCEPT DESIGN		FG	GdS	LA	01.04.21
D	CONCEPT DESIGN		FG	GdS	LA	24.03.21
C	CONCEPT DESIGN		NA	GdS	LA	05.03.21
No	Revision	Note: * indicates signatures on original issue of drawing or last revision of drawing	Drawn	Job Manager	Project Director	Date



Level 15, 133 Castlereagh Street, Sydney NSW 2000 Australia
T 61 2 9239 7100 F 61 2 9239 7199
E sydmail@ghd.com W www.ghd.com



DO NOT SCALE

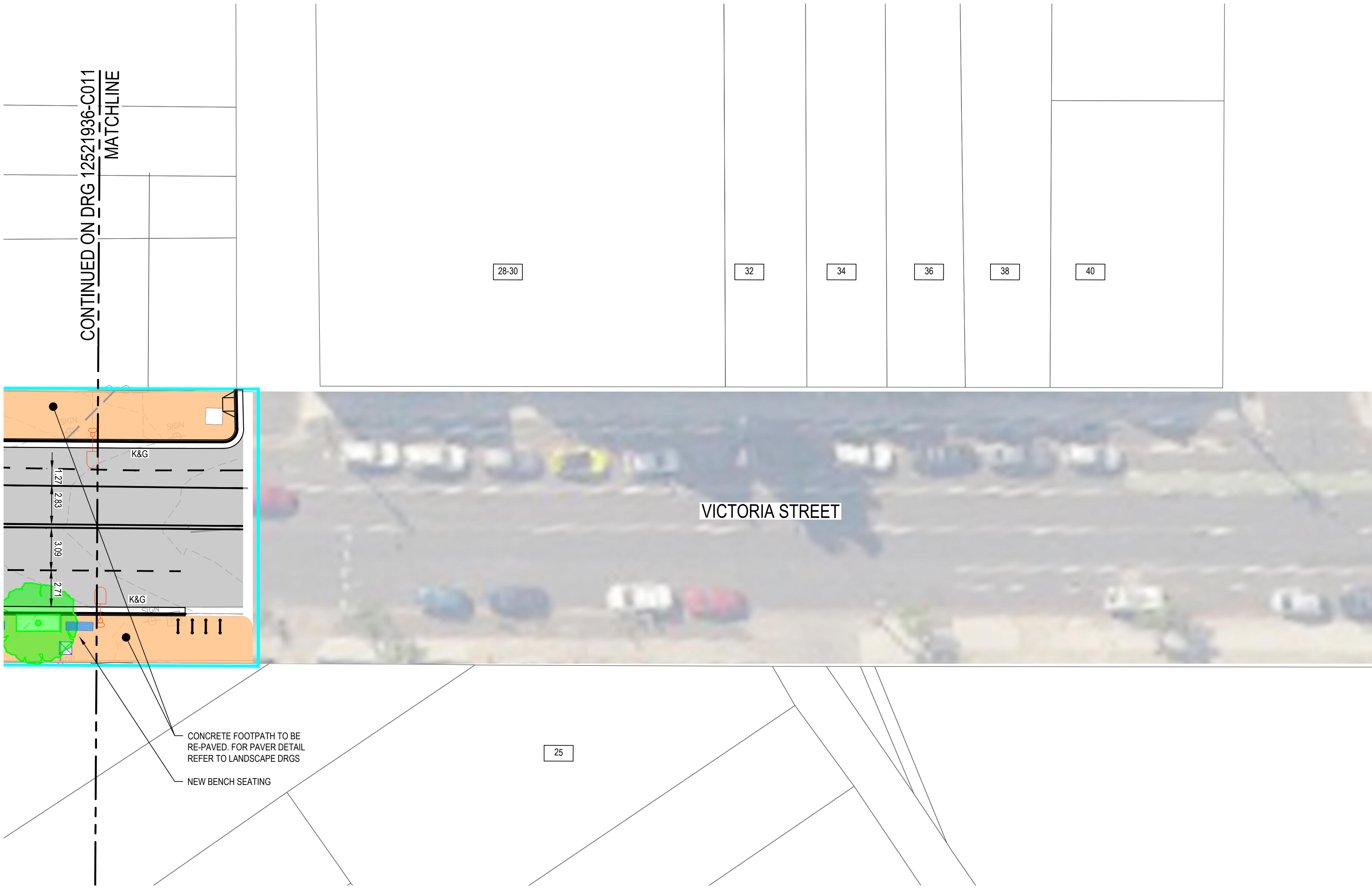
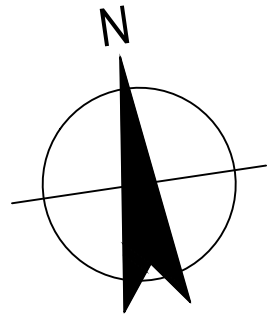
GHD Pty Ltd
Conditions of Use.
This document may only be used by GHD's client (and any other person who GHD has agreed can use this document) for the purpose for which it was prepared and must not be used by any other person or for any other purpose.

Drawn	N. ALCARAZ	Designer	G. de SWARDT
Drafting Check	S. PATTESON	Design Check	A. RAHMAN
Approved (Project Director)	Date	Scale	1:200
This Drawing must not be used for Construction unless signed as Approved			

Client **WAVERLEY COUNCIL**
Project **CHARING CROSS STREETScape UPGRADE**
Title **SITE PLAN SHEET 4 OF 5**

Original Size **A1** Drawing No: **12521936-C014**

Rev: **G**



LEGEND:

DESIGN

- EXTENT OF WORK
- K&G - NEW KERB AND GUTTER
- NEW PARKING STRIPES
- NEW KERB INLET PIT
- NEW STORMWATER PIPE
- NEW GRATED TRENCH DRAIN
- NEW ASPHALT RESHEET
- NEW PAVERS
- NEW RAMP
- VEHICLE CROSSING
- STREET TREE
- FEATURE TREE
- GARDEN BED
- BIKE RACKS
- BENCH
- BIN
- GREEN ELECTRICAL PILLAR
- NEW 133W ALUMINUM POLETOP LED, 400K, CRI 70, 16361LM, IK08 RATING, SYLVANIA SCHREDER ARTERIAL 2 OR APPROVED EQUIVALENT, MOUNTED ON 10m POLE
- NEW ELECTRICAL PIT, 600L x 300W x 600D
- LOT NUMBER
- LOT BOUNDARY

NOTE:

- ALL SIGNAGE TO BE RELOCATED TO SUIT ALL REALIGNED KERBS.
- EXISTING DOWNPIPES AFFECTED BY WORKS TO BE CONNECTED TO PROPOSED TREE PITS WHERE POSSIBLE. ALL OTHER DOWNPIPES TO BE EXTENDED TO REALIGNED KERB AND GUTTER.
- EXISTING BUS ZONES, LOADING ZONES AND MAIL ZONES TO BE RETAINED ALONG WITH HOURLY PARKING SPACES.

PLAN
SCALE 1:200

PRELIMINARY

G	CONCEPT DESIGN	FG	GdS	LA	14.04.21	
F	CONCEPT DESIGN	FG	GdS	LA	08.04.21	
E	CONCEPT DESIGN	FG	GdS	LA	01.04.21	
D	CONCEPT DESIGN	FG	GdS	LA	24.03.21	
C	CONCEPT DESIGN	NA	GdS	LA	05.03.21	
No	Revision	Note: * indicates signatures on original issue of drawing or last revision of drawing	Drawn	Job Manager	Project Director	Date





Level 15, 133 Castlereagh Street, Sydney NSW 2000 Australia
T 61 2 9239 7100 F 61 2 9239 7199
E sydmail@ghd.com W www.ghd.com



DO NOT SCALE
GHD Pty Ltd
Conditions of Use.
This document may only be used by GHD's client (and any other person who GHD has agreed can use this document) for the purpose for which it was prepared and must not be used by any other person or for any other purpose.

Drawn	N. ALCARAZ	Designer	G. de SWARDT
Drafting Check	S. PATTESON	Design Check	A. RAHMAN
Approved (Project Director)	Date		
Scale	1:200	This Drawing must not be used for Construction unless signed as Approved	

Client	WAVERLEY COUNCIL		
Project	CHARING CROSS STREETScape UPGRADE		
Title	SITE PLAN SHEET 5 OF 5		
Original Size	A1	Drawing No:	12521936-C015
Rev:	G		



EXISTING DEFICIENCIES

PRELIMINARY

E	CONCEPT DESIGN	FG	GdS	LA	14.04.21	
D	CONCEPT DESIGN	FG	GdS	LA	01.04.21	
C	CONCEPT DESIGN	FG	GdS	LA	24.03.21	
B	CONCEPT DESIGN	NA	GdS	LA	05.03.21	
A	CONCEPT DESIGN	NA	GdS	LA	26.02.21	
No	Revision	Note: * indicates signatures on original issue of drawing or last revision of drawing	Drawn	Job Manager	Project Director	Date



Level 15, 133 Castlereagh Street, Sydney NSW 2000 Australia
T 61 2 9238 7100 F 61 2 9239 7199
E sydmail@ghd.com W www.ghd.com



DO NOT SCALE
GHD Pty Ltd
Conditions of Use.
This document may only be used by GHD's client (and any other person who GHD has agreed can use this document) for the purpose for which it was prepared and must not be used by any other person or for any other purpose.


Drawn	N. ALCARAZ	Designer	G. de SWARDT
Drafting Check	S. PATTESON	Design Check	A. RAHMAN
Approved (Project Director)	Date	Scale	1:200


Client **WAVERLEY COUNCIL**
Project **CHARING CROSS STREETScape UPGRADE**
Title **EXISTING DEFICIENCIES**

Original Size **A1** Drawing No: **12521936-C016**


Rev: E

Public Realm







Under-grounding power-lines and smart poles



Provide functional and well designed public furniture





Increase public art, including heritage interpretation.




Future public plaza and community space.

Built Form






Maintain heritage characteristics with new development





Consistency of historic aesthetic throughout centre




New buildings must not mimick heritage detailing

Access







Create safe movement corridors for pedestrians in laneways and on the road.



Encourage more cyclists by creating safe movement corridors





Bus Rapid Transit Line (medium to long term)




Activating laneways by creating areas for play

Environment







Increased planting and greenery




Street-tree introduction and bio-retention pits to harvest storm water



Under-ground waste system for commercial and residential properties



Kerb planting to encourage safety and sense of place



Green-link opportunity: Victoria St to Bronte Rd

Priority objectives

- Allow for a high level of pedestrian activity
- Ensure a clean, consistent, and usable space
- Enhance Heritage and local character
- Minimise parking Loss
- Increase greenery

Source: Waverley Village Centres Strategy 2020

PRELIMINARY

E	CONCEPT DESIGN	FG	GdS	LA	14.04.21	 <div>SCALE 1:200 AT ORIGINAL SIZE</div>	 <div>Level 15, 133 Castlereagh Street, Sydney NSW 2000 Australia T 61 2 9239 7100 F 61 2 9239 7199 E sydmail@ghd.com W www.ghd.com</div>	 <div>WAVERLEY COUNCIL</div>	<div>DO NOT SCALE</div> <div>GHD Pty Ltd Conditions of Use. This document may only be used by GHD's client (and any other person who GHD has agreed can use this document) for the purpose for which it was prepared and must not be used by any other person or for any other purpose.</div>	Drawn	N. ALCARAZ	Designer	G. de SWARDT	Client WAVERLEY COUNCIL Project CHARING CROSS STREETSCAPE UPGRADE Title PROJECT OBJECTIVES
D	CONCEPT DESIGN	FG	GdS	LA	01.04.21					Drafting	S. PATTESON	Design	A. RAHMAN	
C	CONCEPT DESIGN	FG	GdS	LA	24.03.21					Approved (Project Director)			Date	
B	CONCEPT DESIGN	NA	GdS	LA	05.03.21					Scale	1:200	This Drawing must not be used for Construction unless signed as Approved		
A	CONCEPT DESIGN	NA	GdS	LA	26.02.21									
No	Revision	Note: * indicates signatures on original issue of drawing or last revision of drawing				Drawn	Job Manager	Project Director	Date					



DESIRED OUTCOME EXAMPLES

PRELIMINARY

E	CONCEPT DESIGN		FG	GdS	LA	14.04.21
D	CONCEPT DESIGN		FG	GdS	LA	01.04.21
C	CONCEPT DESIGN		FG	GdS	LA	24.03.21
B	CONCEPT DESIGN		NA	GdS	LA	05.03.21
A	CONCEPT DESIGN		NA	GdS	LA	26.02.21
No	Revision	Note: * indicates signatures on original issue of drawing or last revision of drawing	Drawn	Job Manager	Project Director	Date



Level 15, 133 Castlereagh Street, Sydney NSW 2000 Australia
T 61 2 9239 7100 F 61 2 9239 7199
E sydmall@ghd.com W www.ghd.com



DO NOT SCALE
GHD Pty Ltd
Conditions of Use.
This document may only be used by GHD's client (and any other person who GHD has agreed can use this document) for the purpose for which it was prepared and must not be used by any other person or for any other purpose.

Drawn	N. ALCARAZ	Designer	G. de SWARDT
Drafting Check	S. PATTESON	Design Check	A. RAHMAN
Approved (Project Director)	Date		
Scale	1:200	This Drawing must not be used for Construction unless signed as Approved	

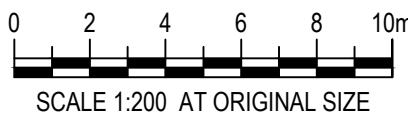
Client	WAVERLEY COUNCIL		
Project	CHARING CROSS STREETSCAPE UPGRADE		
Title	DESIRED OUTCOME EXAMPLES		
Original Size	A1	Drawing No:	12521936-C018
Rev:	E		



BRONTE ROAD/ CARRINGTON ROAD/ VICTORIA STREET - EXISTING VS PROPOSED

PRELIMINARY

E	CONCEPT DESIGN		FG	GdS	LA	14.04.21
D	CONCEPT DESIGN		FG	GdS	LA	01.04.21
C	CONCEPT DESIGN		FG	GdS	LA	24.03.21
B	CONCEPT DESIGN		NA	GdS	LA	05.03.21
A	CONCEPT DESIGN		NA	GdS	LA	26.02.21
No	Revision	Note: * indicates signatures on original issue of drawing or last revision of drawing	Drawn	Job Manager	Project Director	Date



Level 15, 133 Castlereagh Street, Sydney NSW 2000 Australia
T 61 2 9239 7100 F 61 2 9239 7199
E sydmail@ghd.com W www.ghd.com



DO NOT SCALE

GHD Pty Ltd
Conditions of Use.
This document may only be used by
GHD's client (and any other person who
GHD has agreed can use this document)
for the purpose for which it was prepared
and must not be used by any other
person or for any other purpose.

Drawn	N. ALCARAZ	Designer	G. de SWARDT
Drafting Check	S. PATTESON	Design Check	A. RAHMAN
Approved (Project Director)	Date		
Scale	1:200	This Drawing must not be used for Construction unless signed as Approved	

Client	WAVERLEY COUNCIL		
Project	CHARING CROSS STREETScape UPGRADE		
Title	PHOTOMONTAGE SHEET 1 OF 2		
Original Size	A1	Drawing No: 12521936-C019	Rev: E



BRONTE ROAD - EXISTING VS PROPOSED

PRELIMINARY

E	CONCEPT DESIGN	FG	GdS	LA	14.04.21	
D	CONCEPT DESIGN	FG	GdS	LA	01.04.21	
C	CONCEPT DESIGN	FG	GdS	LA	24.03.21	
B	CONCEPT DESIGN	NA	GdS	LA	05.03.21	
A	CONCEPT DESIGN	NA	GdS	LA	26.02.21	
No	Revision	Note: * indicates signatures on original issue of drawing or last revision of drawing	Drawn	Job Manager	Project Director	Date



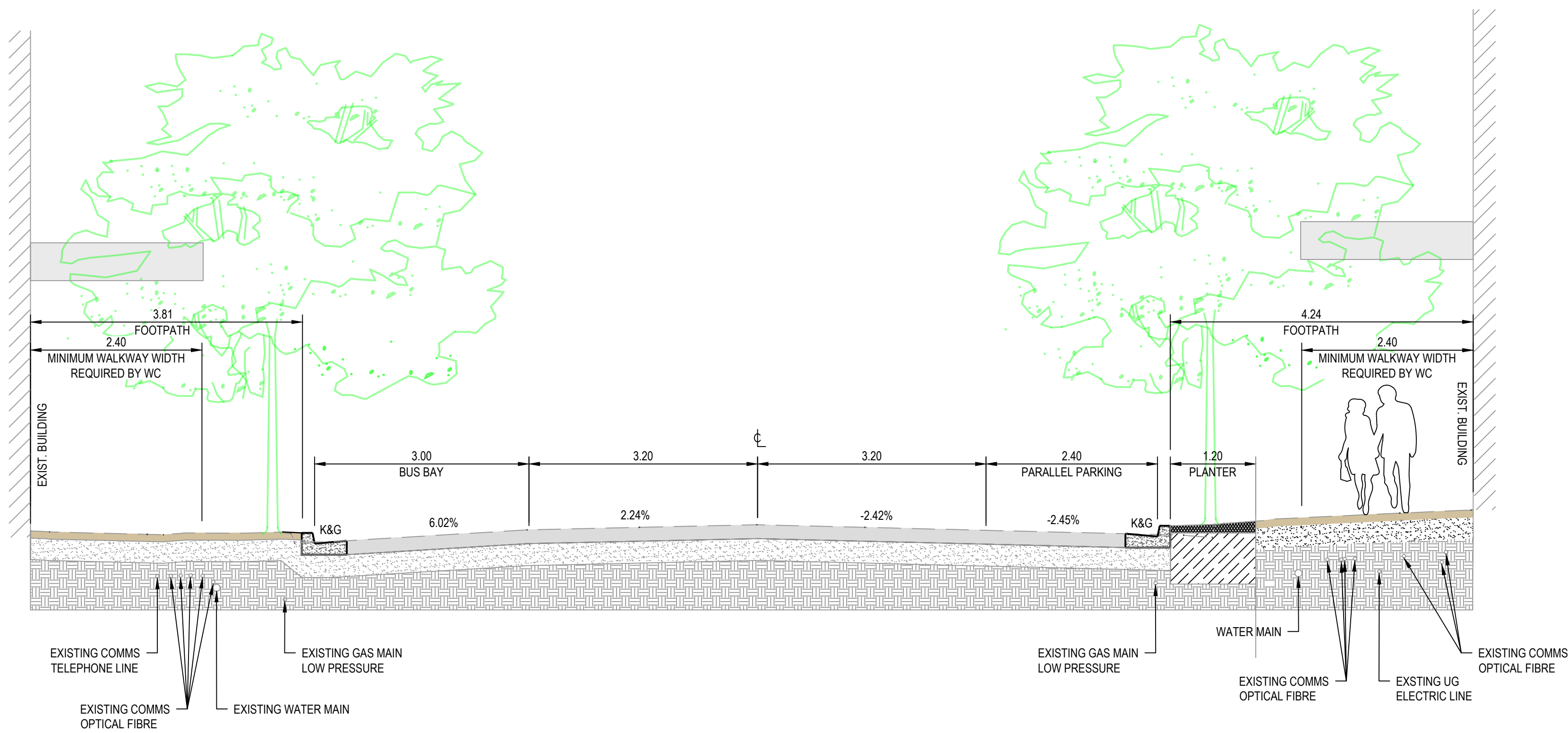
Level 15, 133 Castlereagh Street, Sydney NSW 2000 Australia
T 61 2 9239 7100 F 61 2 9239 7199
E sydmail@ghd.com W www.ghd.com



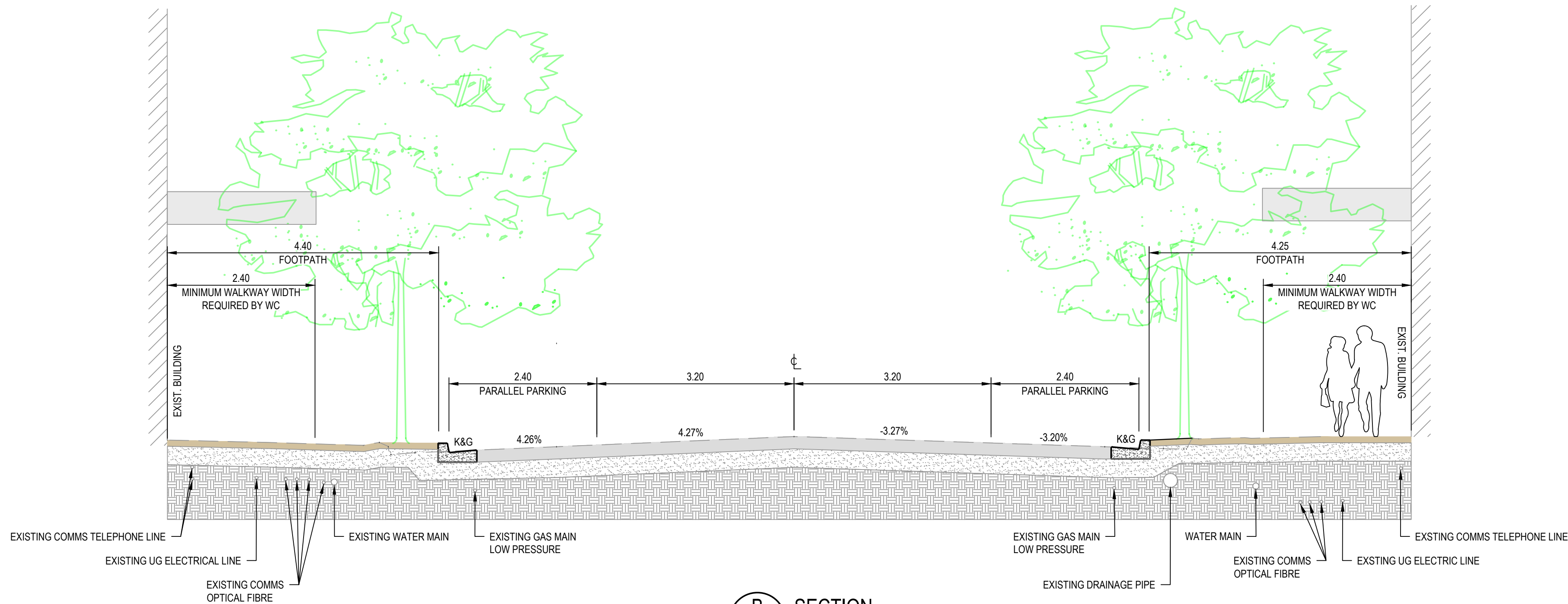
DO NOT SCALE
GHD Pty Ltd
Conditions of Use.
This document may only be used by GHD's client (and any other person who GHD has agreed can use this document) for the purpose for which it was prepared and must not be used by any other person or for any other purpose.

Drawn	N. ALCARAZ	Designer	G. de SWARDT
Drafting Check	S. PATTESON	Design Check	A. RAHMAN
Approved (Project Director)	Date		
Scale	1:200	This Drawing must not be used for Construction unless signed as Approved	

Client	WAVERLEY COUNCIL		
Project	CHARING CROSS STREETScape UPGRADE		
Title	PHOTOMONTAGE SHEET 2 OF 2		
Original Size	A1	Drawing No:	12521936-C020
		Rev:	E



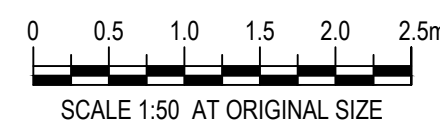
A SECTION
C012 SCALE 1 : 50



B SECTION
C012 SCALE 1 : 50

PRELIMINARY

D	CONCEPT DESIGN	FG	GdS	LA	14.04.21
C	CONCEPT DESIGN	FG	GdS	LA	01.04.21
B	CONCEPT DESIGN	FG	GdS	LA	24.03.21
A	CONCEPT DESIGN	NA	GdS	MP	02.02.21
No	Revision	Note: * indicates signatures on original issue of drawing or last revision of drawing			Date
Drawn	Job Manager	Project Director			



Level 15, 133 Castlereagh Street, Sydney NSW 2000 Australia
T 61 2 9239 7100 F 61 2 9239 7199
E sydmall@ghd.com W www.ghd.com



DO NOT SCALE
GHD Pty Ltd
Conditions of Use.
This document may only be used by GHD's client (and any other person who GHD has agreed can use this document) for the purpose for which it was prepared and must not be used by any other person or for any other purpose.

Drawn	N. ALCARAZ	Designer	G. de SWARDT
Drafting Check	S. PATTESON	Design Check	A. RAHMAN
Approved (Project Director)			
Date			
Scale	1:50		

Client	WAVERLEY COUNCIL		
Project	CHARING CROSS STREETSCAPE UPGRADE		
Title	CROSS SECTIONS		
Original Size			
as	A1	Drawing No: 12521936-C031	Rev: D