

PACIFIC AVENUE

TAMARAMA BEACH PARK


TAMARAMA MARINE DRIVE

Modification of existing driveway to enhance park access.


Relocation of South-bound bus stop with loss of one parking space to accommodate bus zone.

Improved landscaping and new seating installed.


**LEGEND**




Raised pedestrian crossing for safer pedestrian access




Existing wooden light poles to be removed



New energy-efficient, dimmable lights to be installed



Upgraded bus shelters



Footpaths to be widened